Multiple District 322

As of October 2026 Cumulative

Year	New Clubs	Dropped Clubs	Gain/ Loss Clubs	New Members	Charter Members	Reinstate Members	Transfer Members	Total Member Added	Total Members Dropped	Gain/ Loss Members
2022-2023	121	122	-1	4,505	3,052	512	106	8,175	7,734	441
2023-2024	111	58	53	5,521	2,789	811	244	9,365	8,025	1,340
2024-2025	122	120	2	5,158	2,671	977	810	9,616	9,562	54
2025-2026	179	133	46	9,046	4,336	1,123	715	15,220	11,452	3,768
2026-2027	52	22	30	2,400	1,110	227	80	3,817	2,614	1,203
Average	**117**	**91**	**26**	**5,326**	**2,792**	**730**	**391**	**9,239**	**7,877**	**1,361**

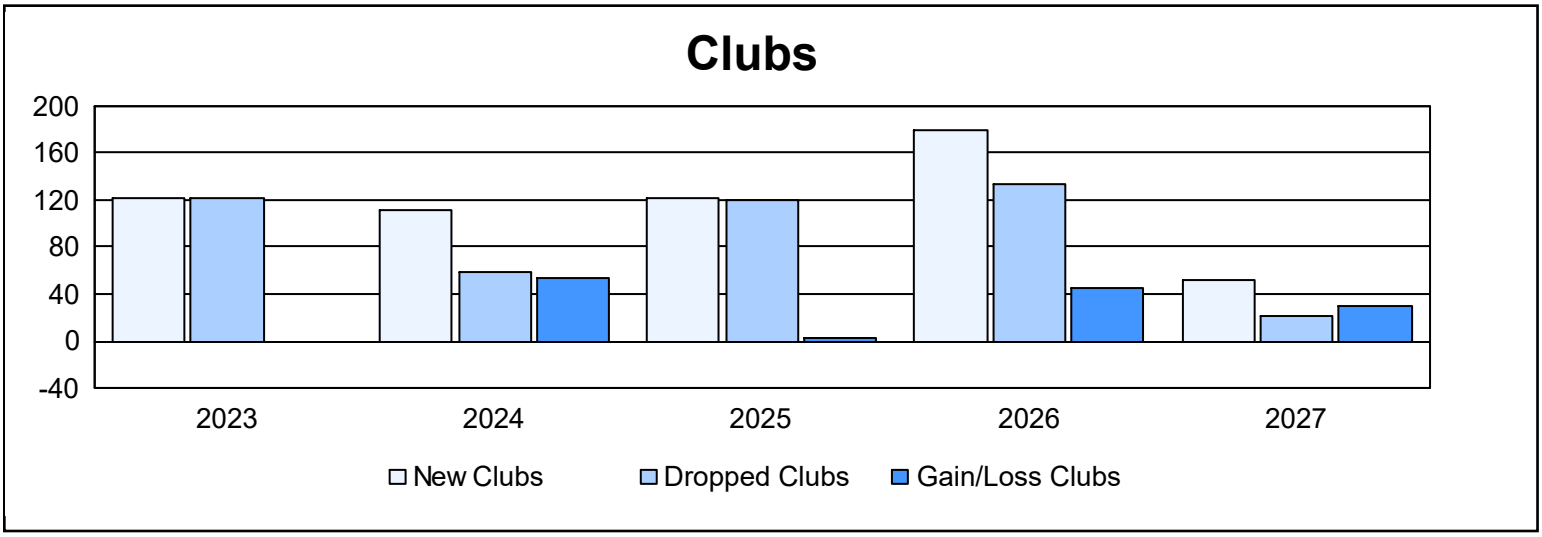

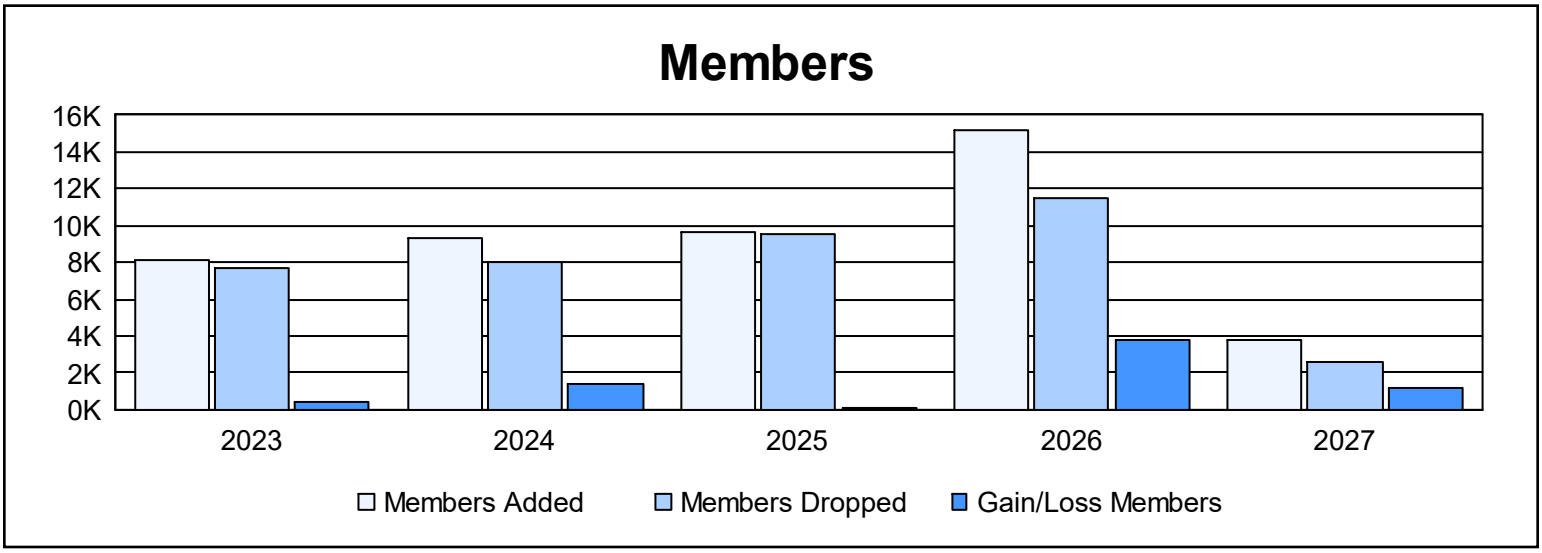

Membership Composition

October 2026 Cumulative

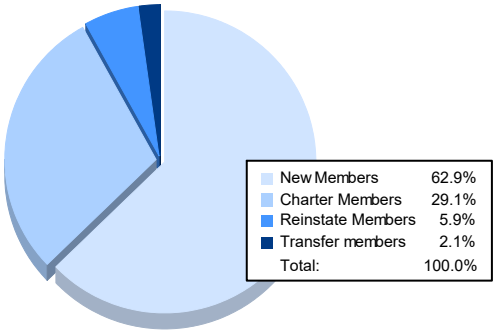

Gender Composition

October 2026 Cumulative

